

FEED ME!

Mr. Monster ABC Activity

'Mr. Monster is HUNGRY! There are lots of way to make Mr. Monster HAPPY and FULL!'

First, practice your **scissor (fine motor) skills** by cutting out each letter.
It's okay to practice with a grownup! Child's hand over a grown-up's hand works best.

Have your grownup cut an opening in Mr. Monster's mouth.

Once the letters are cut out then let the learning fun begin!

Choose 1 or more options to work on letter and sound recognition:

1. Hide the letters around your home for a scavenger hunt! Feed Mr. Monster as you find and name each letter- YUM!
2. Have your child match the Uppercase to the Lowercase letter and then feed the matching pair to the hungry monster!
3. Let your child say the sound of the letter before feeding it to the monster
4. Practice tracing or writing each letter before you feed Mr. Monster
5. Mix up all the letters! Arrange the capital letters in ABC order singing the Alphabet song
6. Mix up all the letters! Arrange the lowercase letters in ABC order singing the Alphabet song

How many 2 or 3 letter words can you write looking at all the Monster letters?
Feed Mr. Monster all the letters when you are finished writing.






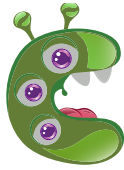
FEED ME!




a



b



c



d




e



f



g




h




i



j



k



l



m




n



o



p



q



r



s



t



u



v



w



x



y



z